

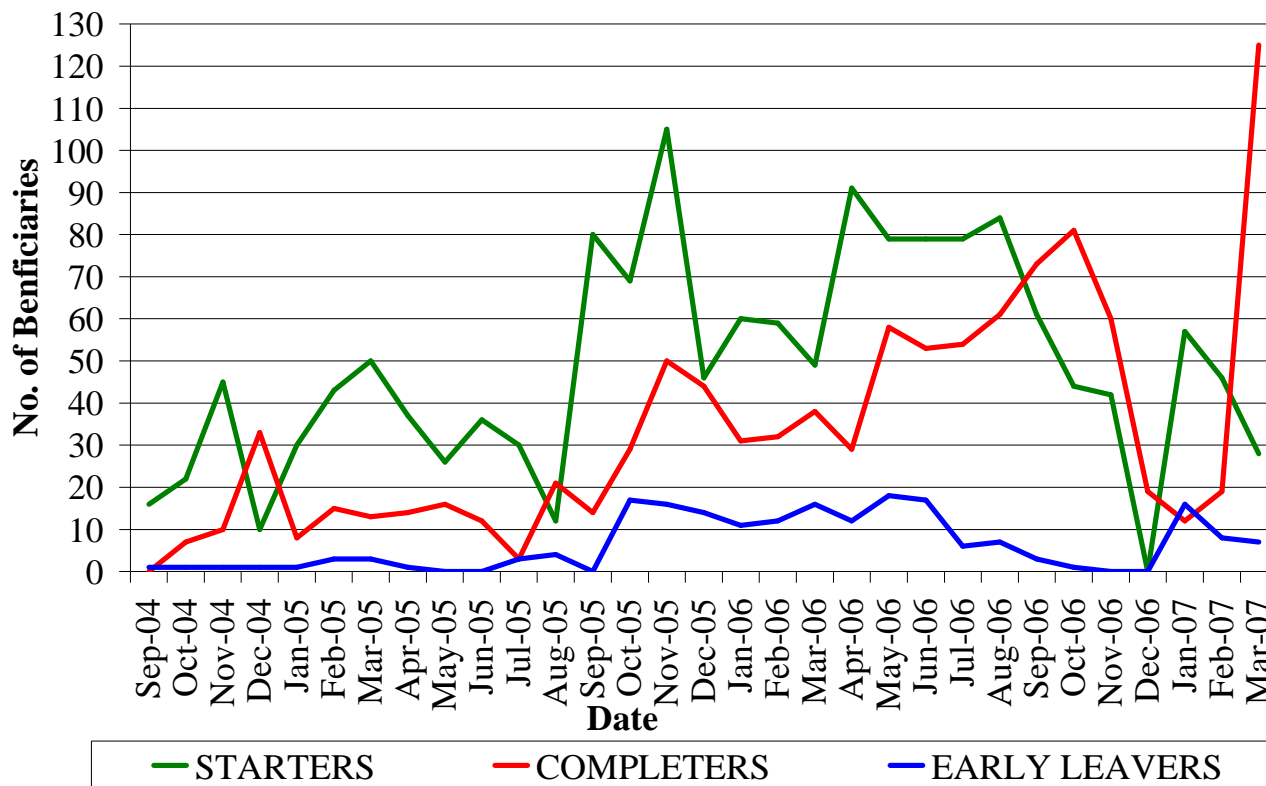


## PROJECT SUMMARY

# STYAL

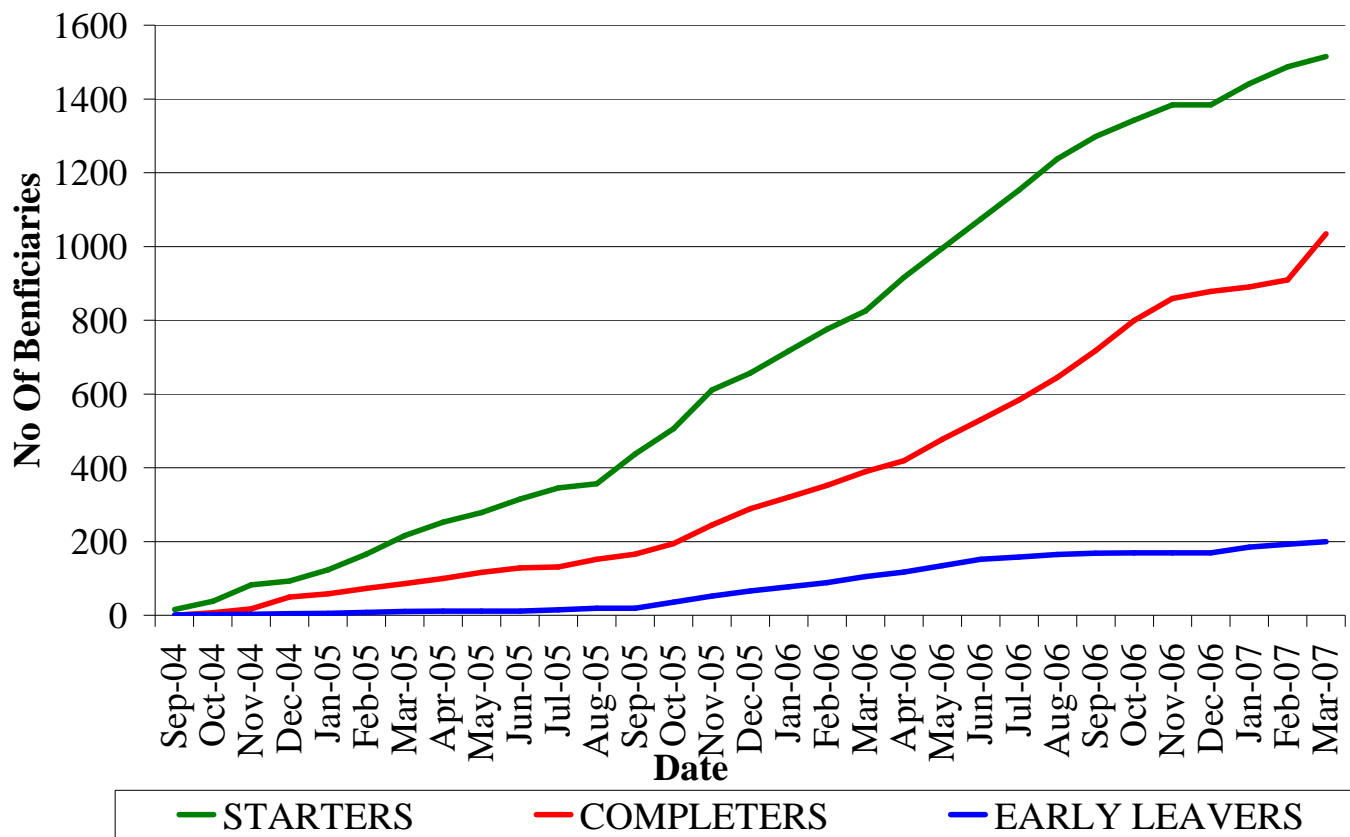
M. Musiol  
K. Wood, A. Bennett

Starters, Completers and Early Leavers Per Month



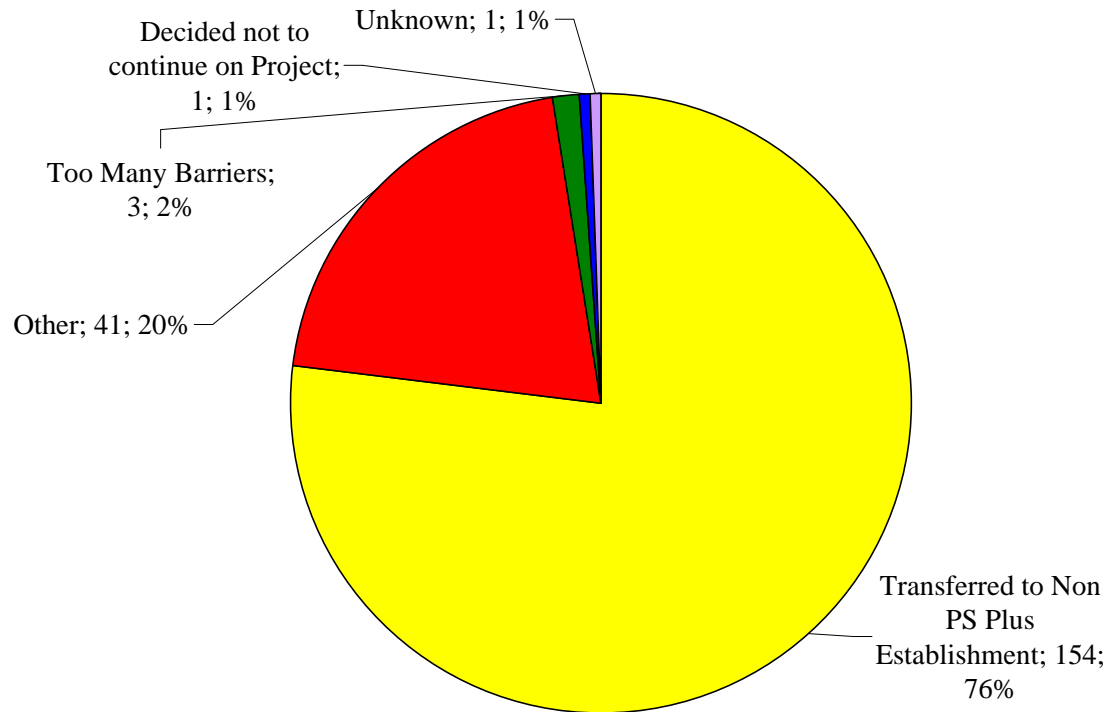
- Most months, Styal started between 30 and 80 beneficiaries on the PS Plus 2 project.
- Up until the last 7 months of the project (project closure), no more than 61 beneficiaries were completing the PS Plus 2 project per month.

Cumulative Starters, Completers and Early Leavers



- Over 1500 beneficiaries were started on PS Plus 2 in Styal.
- Approximately 1230 beneficiaries finished in Styal – 1034 completed the project and 200 left the project early.

Reasons for Early Leavers

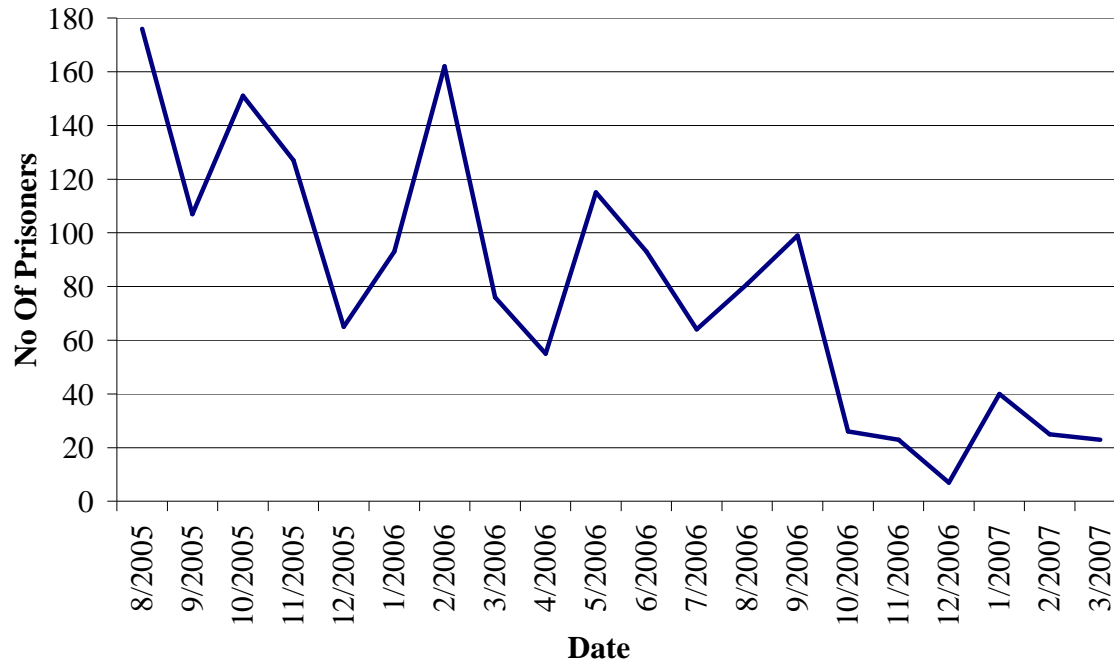


Other reasons given for beneficiaries leaving the project early:

Reason for leaving	No. of beneficiaries
Beneficiary opted out from PS Plus	12
Not eligible	11
Working with Impact	6
Foreign national	4
Aggressive behaviour towards staff	2
Deported	2
Immigration detainee	1
Made a starter in error	1
Mental health issues	1
No ETE needs	1
<b>TOTAL</b>	<b>41</b>

- Of the 200 beneficiaries who left the project early, 6% (154) transferred to a non-PS Plus establishment.
- 12 beneficiaries opted out of PS Plus and 11 left early because they were ineligible.

Non-Starters Per Month

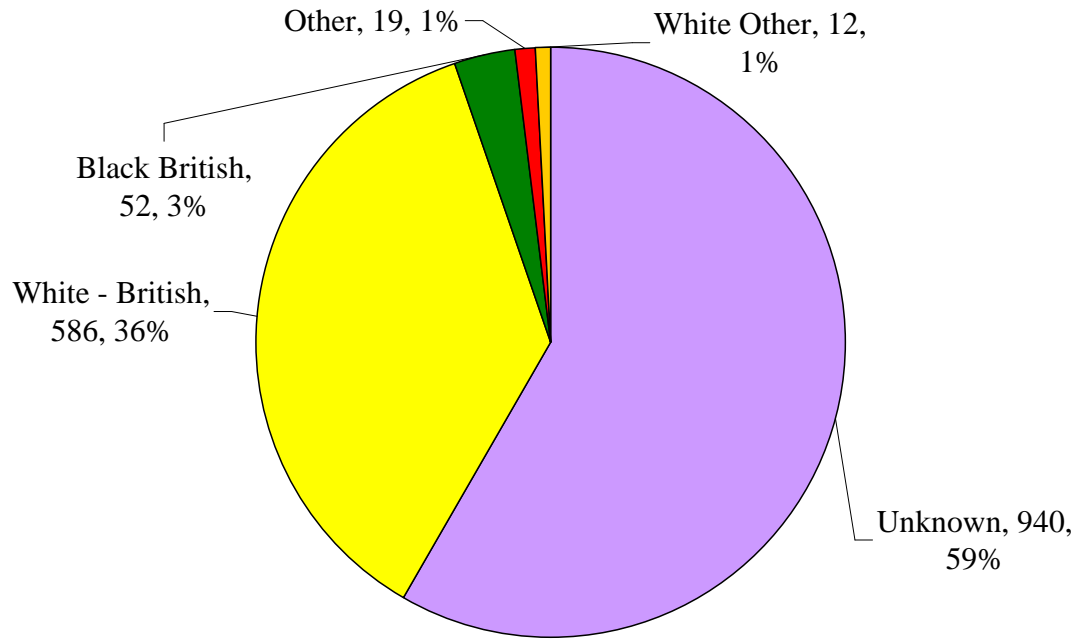


Reasons for prisoner not being started:

Reason	No. of Beneficiaries
Transferred to non PS Plus establishment	849
Does not require PS Plus Services at this time due to detoxing etc.	247
Does not meet required eligibility criteria	216
Does not wish to be considered for PS Plus at this time	136
Transferred before assessment entered	66
Level of risk of harm	52
Does not require PS Plus services at this time	41
Other	2

- Most months, over 60 prisoners were seen and deemed unsuitable for the project. There has been a general decline in the number of non-starters at Styal.
- In total, over 1600 prisoners were not started on the PS Plus 2 project in Styal.
- 247 of the prisoners not started in Styal did not require PS Plus Services and 915 prisoners transferred before being started on the project (66 transferred before the assessment entered and 849 to a non-PS Plus establishment).

Ethnic Breakdown of prisoners not started



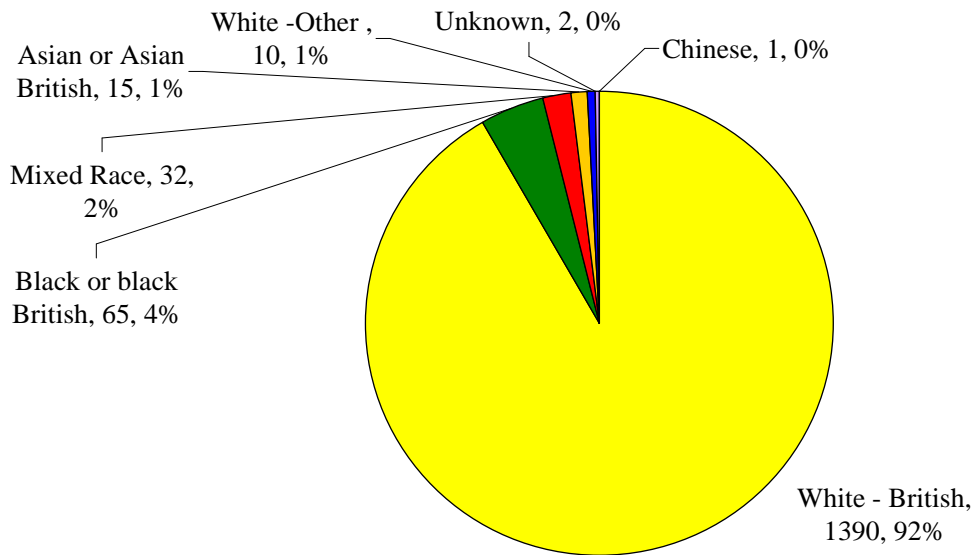
Nationality of Prisoners Not Started

Nationality	No. of beneficiaries
United Kingdom	764
Unknown	729
Other	49
Nigeria	29
Irish Republic	11
Jamaica	9
China	7
Ghana	6
Zimbabwe	5
<b>TOTAL</b>	<b>1609</b>

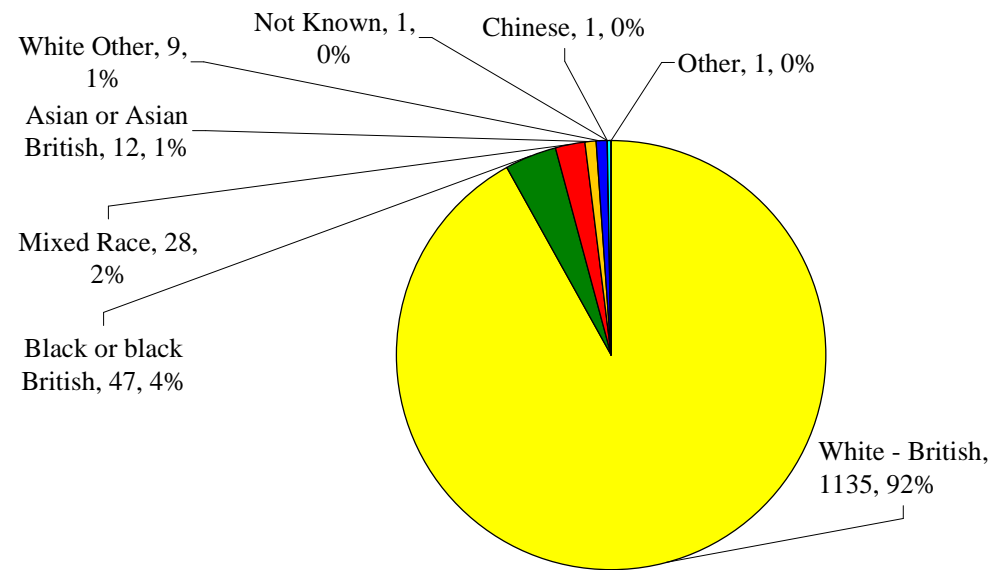
- Where known, the majority of the prisoners not started on the PS Plus project were White-British (36%) and from United Kingdom (47%).
- The ethnic origin for 3 in 5 and the nationality of 45% of the prisoners not started was unknown.
- Ethnic minorities account for 4% (64 prisoners) of the prisoners not started.

Beneficiaries Started On PS Plus

Ethnic Breakdown of Beneficiaries in Styal



Started in Styal



Finished in Styal

- 92% (1390) of the beneficiaries who started and 92% (1135) of the beneficiaries who finished in Styal were White-British.
- 8% (123) of the beneficiaries who started and 8% (97) of the beneficiaries who finished in Styal were from ethnic minorities.
- The ethnic origin of two beneficiaries who started and one beneficiary who finished in Styal is unknown.

Nationality Breakdown of Beneficiaries in Styal

Starting in Styal

Nationality	No. of beneficiaries
United Kingdom	1181
Unknown	227
Britain	66
Irish Republic	15
Other	8
Nigeria	7
Jamaica	5
England	2
Pakistan	2
France	2
<b>TOTAL</b>	<b>1515</b>

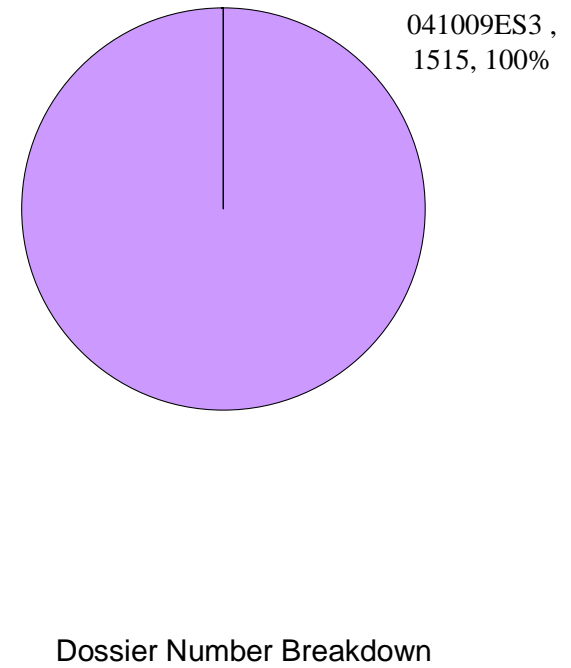
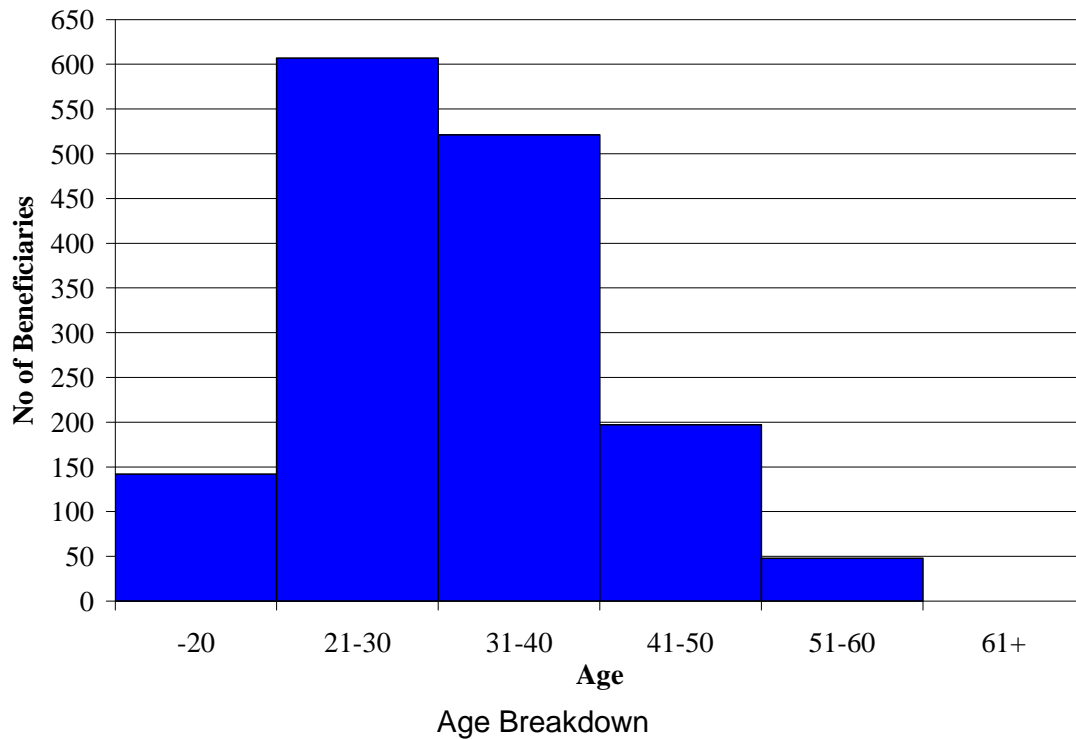
Finishing in Styal

Nationality	No. of beneficiaries
United Kingdom	1010
Unknown	168
Britain	23
Irish Republic	16
Other	6
Nigeria	4
Jamaica	3
Pakistan	2
England	2
<b>TOTAL</b>	<b>1234</b>

- 82% (1249) of the beneficiaries who started in Styal stated that their nationality is United Kingdom, British or English.
- 84% (1035) of the beneficiaries who finished in Styal stated that their Nationality is United Kingdom, British or English.
- The nationality of 227 of the beneficiaries who started in Styal and 168 of the beneficiaries who finished in Styal is unknown.

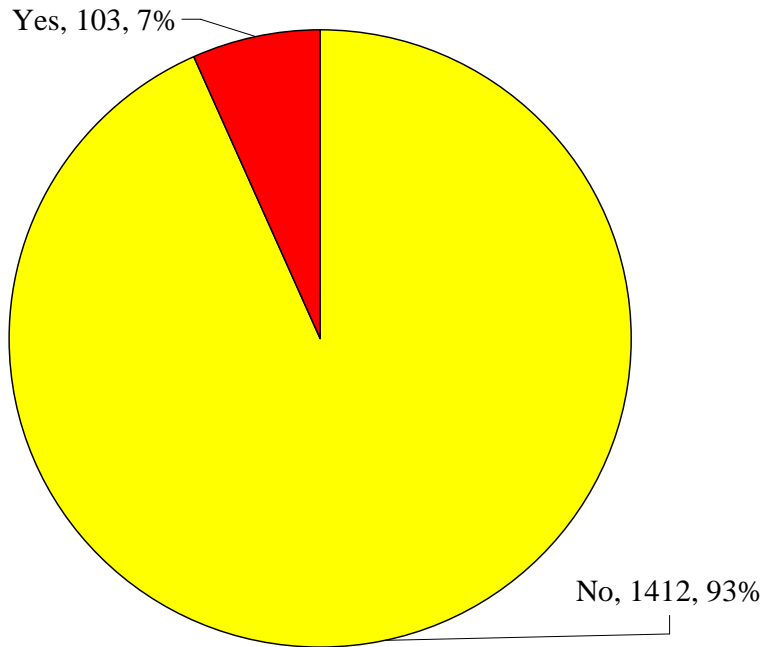


Age and Dossier Number of Beneficiaries on Starting PS Plus 2

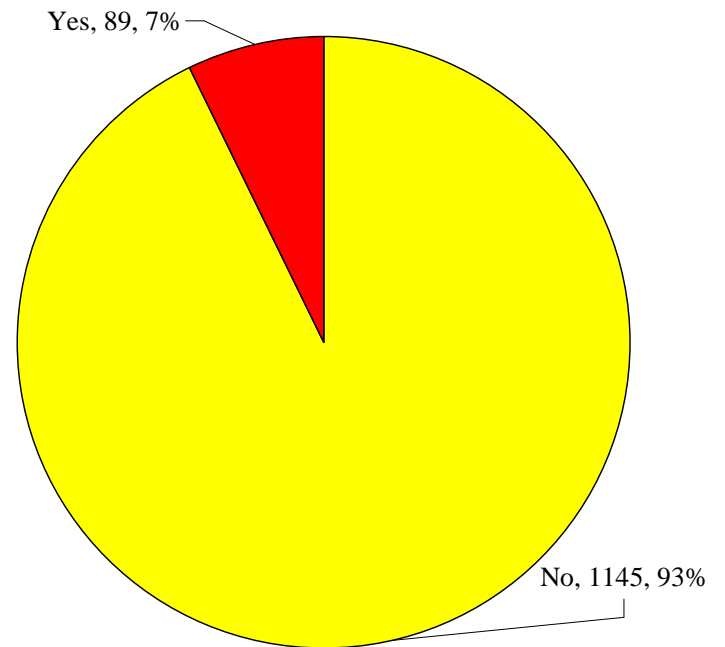


- The average (mean) age of the beneficiaries started in Styal is 31 years and 7 months. The average (mode) age group is 21 – 30 years old.
- All 1515 of the beneficiaries are in the ESF Group 041009ES3 (female beneficiaries).

Disabled Beneficiaries



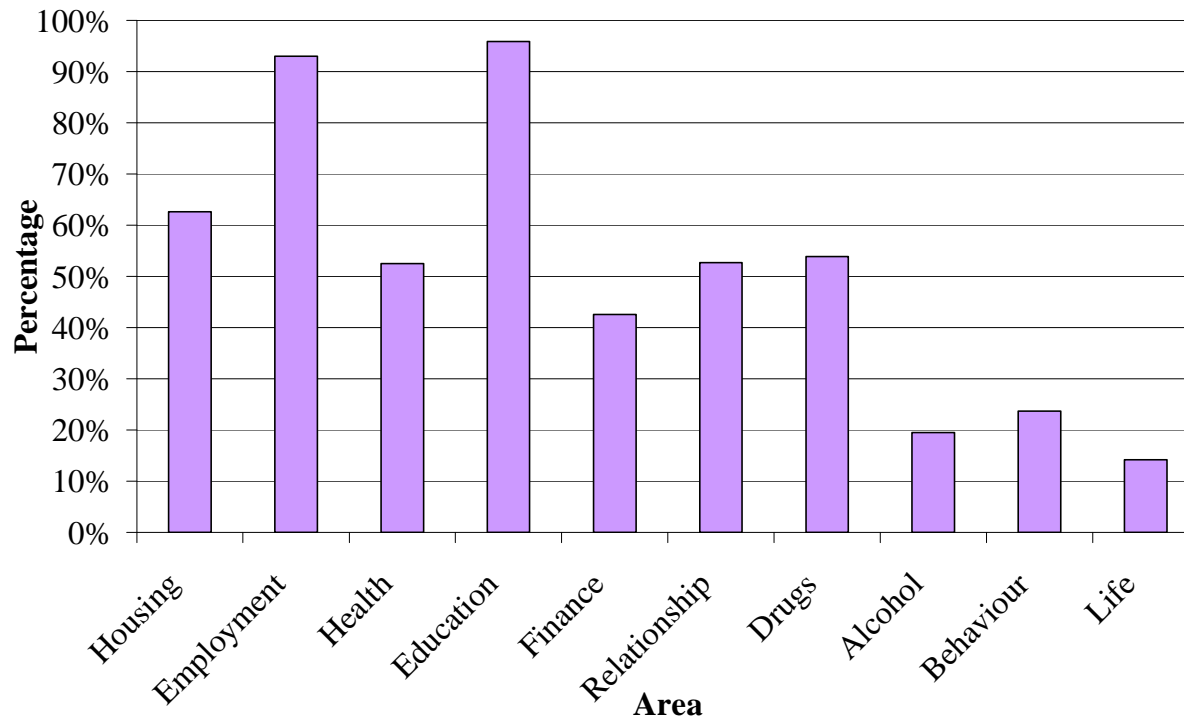
Beneficiaries Starting in Styal



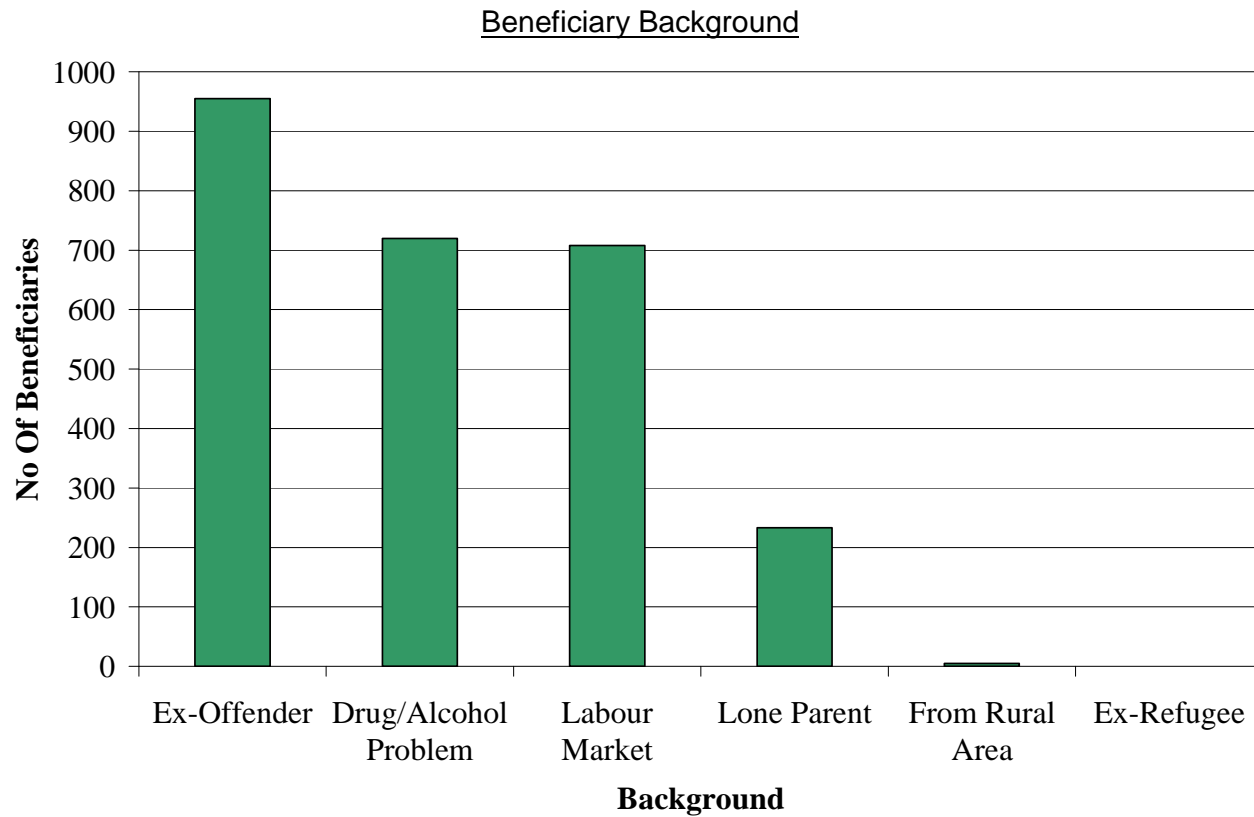
Beneficiaries Finishing in Styal

- 7% (103) of the beneficiaries who started in Styal were classified as being disabled.
- 7% (89) of the beneficiaries who finished in Styal were classified as being disabled.

Needs of the Beneficiaries Started in Styal



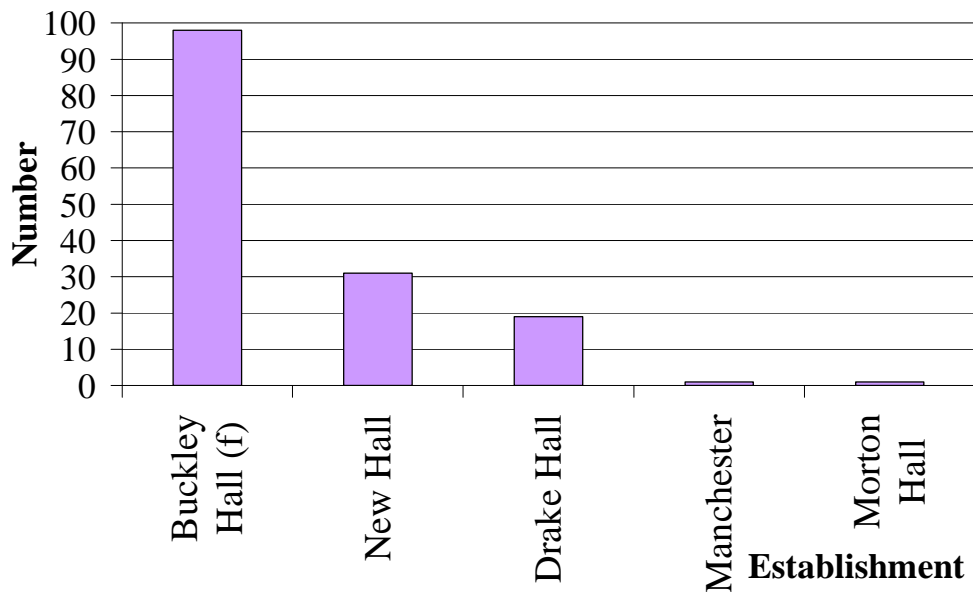
- Over 90% of the beneficiaries who started in Styal needed help with employment and over 90% needed help with education.
- Over 60% of the beneficiaries who started in Styal needed help with housing issues.
- Over 50% of the beneficiaries who started in Styal needed help with health issues.



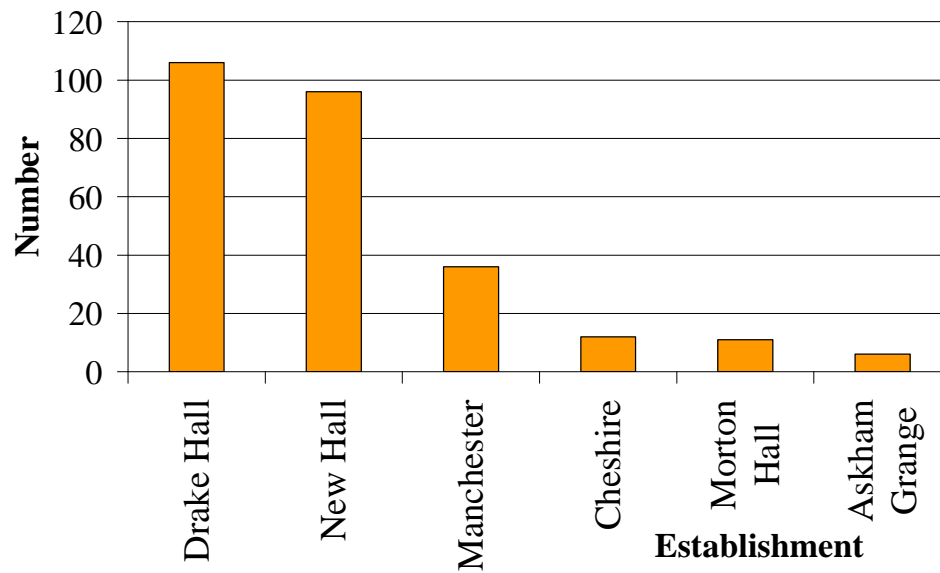
- Over 900 of the beneficiaries who started in Styal were ex-offenders.
- Over 700 of the beneficiaries who started in Styal had a drug or alcohol problem and are on the labour market.
- Over 200 of the beneficiaries who started in Styal were lone parents.

Transfers from other PS Plus Establishments

Transfers into Styal

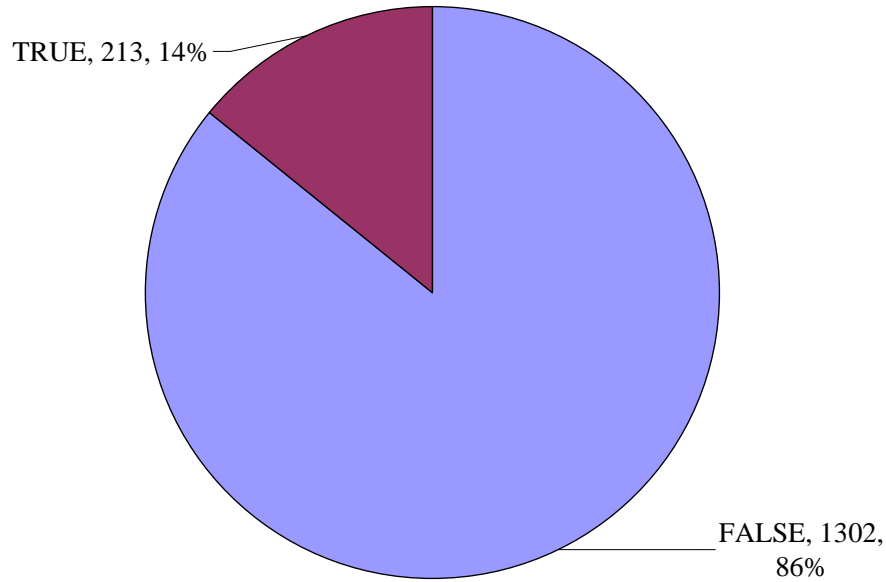


Transfers from Styal

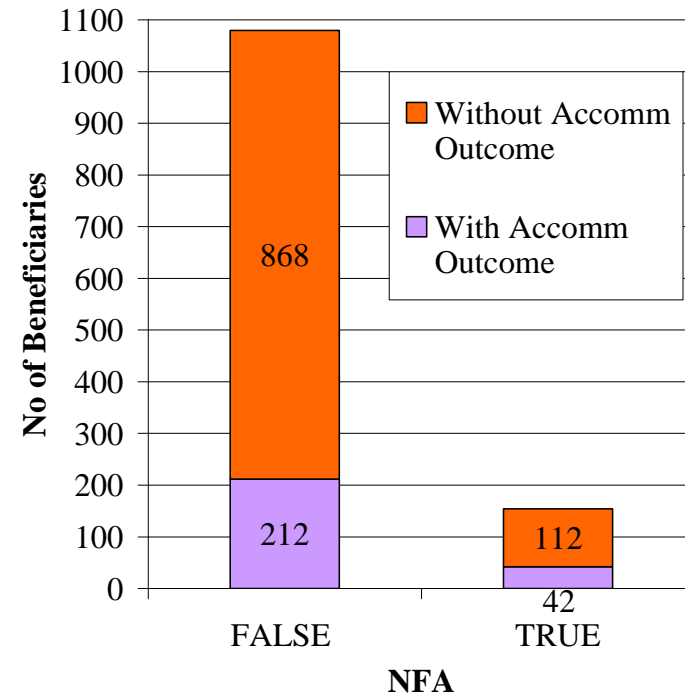


- 150 beneficiaries have transferred into Styal – 65% transferred to Styal from Buckle Hall.
- 267 beneficiaries have transferred from Styal – 76% transferred from Styal to Drake Hall and New Hall.

Beneficiaries that have No Fixed Abode

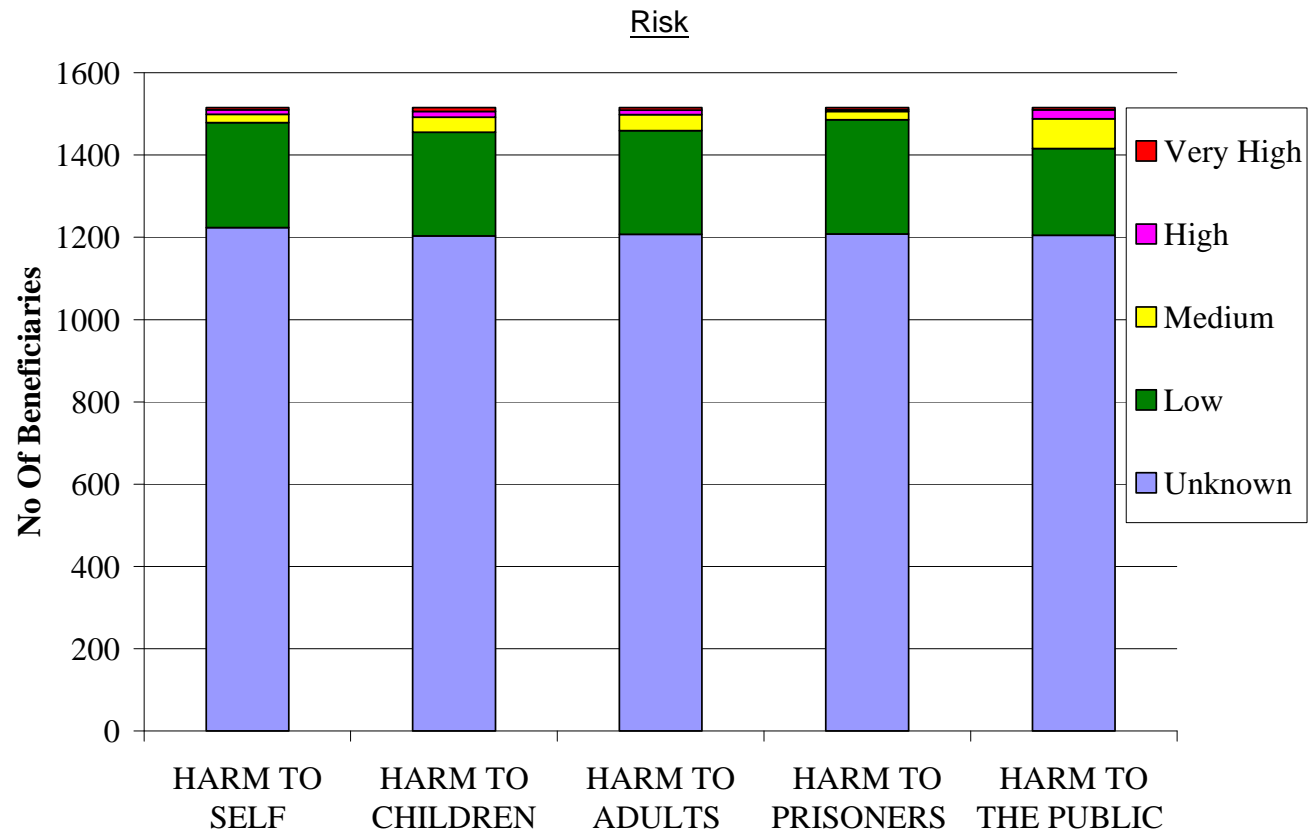


Beneficiaries Starting in Styal



Beneficiaries Finishing in Styal

- 14% (213) of the beneficiaries started in Styal were classed as having no fixed abode on starting the project.
- 154 beneficiaries were classed as having no fixed abode on finishing the project. Of these, 42 had an accommodation outcome secured.



- For approximately 1200 beneficiaries, the level of risk of harm is unknown.
- Where risk is known, the majority of the beneficiaries are low risk prisoners.

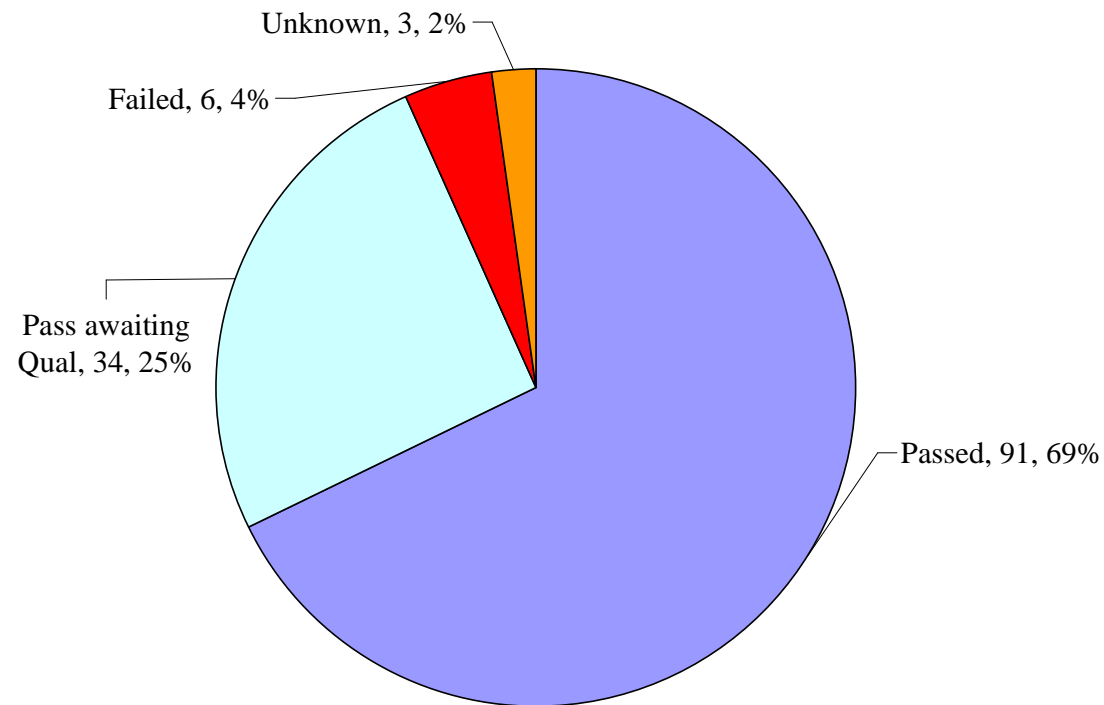
Soft Outcomes Gained

Soft Outcome	No. of beneficiaries	Soft Outcome	No. of beneficiaries
Work Experience In Custody	350	FOR Motivational Programme	23
IAG Assistance	338	NVQs Gained While In Prison	21
FE College Interview	112	Fresh Start Interview	19
Rent Arrears Addressed	79	Progress To Work Interview	17
Non-NVQs Gained While In Prison	61	Fresh Start Programme	14
Temporary Accommodation	44	New Deal Interview	13
Advice On Disclosure	43	New Deal Programme	12
CV Assisted	39	Other Programme	9
Other Motivational Programme	33	Attended ECDL	7
Accessed Beneficiary Fund	29	Debt Management	7
Progress To Work Programme	29	CV Written on Own	1
Job Interview	25	Work Experience On Release	1
Homeless Interview Secured	24	<b>TOTAL</b>	<b>1350</b>

- 1350 soft outcomes were gained by Styal beneficiaries.
- 350 beneficiaries gained work experience while in custody.
- 80 beneficiaries had their rent arrears addressed.
- Beneficiaries in Styal attended 191 interviews – Further Education, Fresh start, Homeless, Job, New Deal, and Progress to Work interviews.

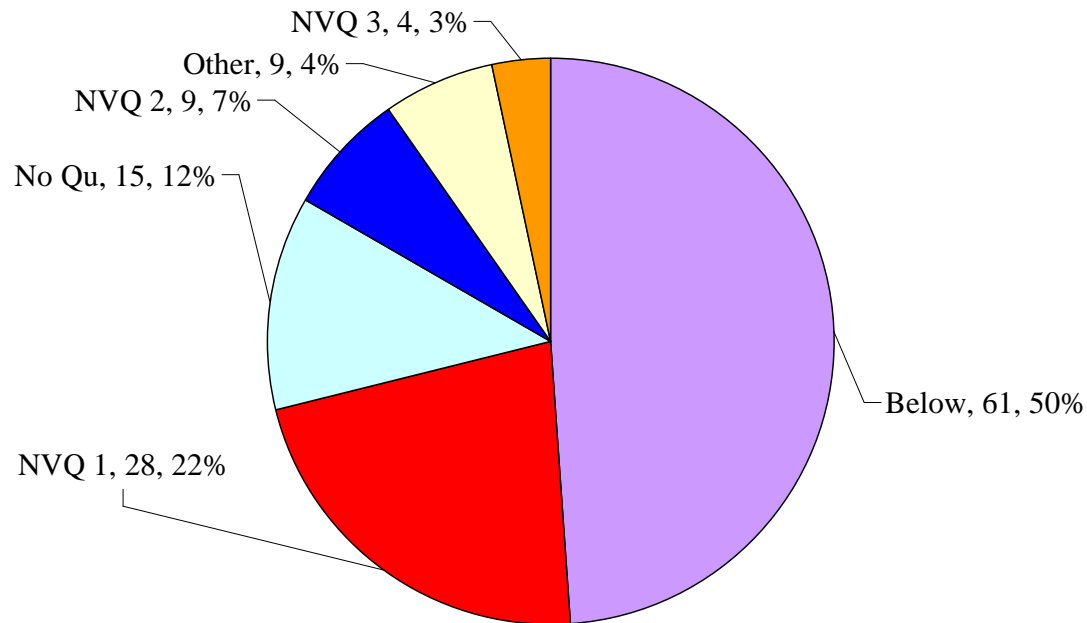


Exam Results



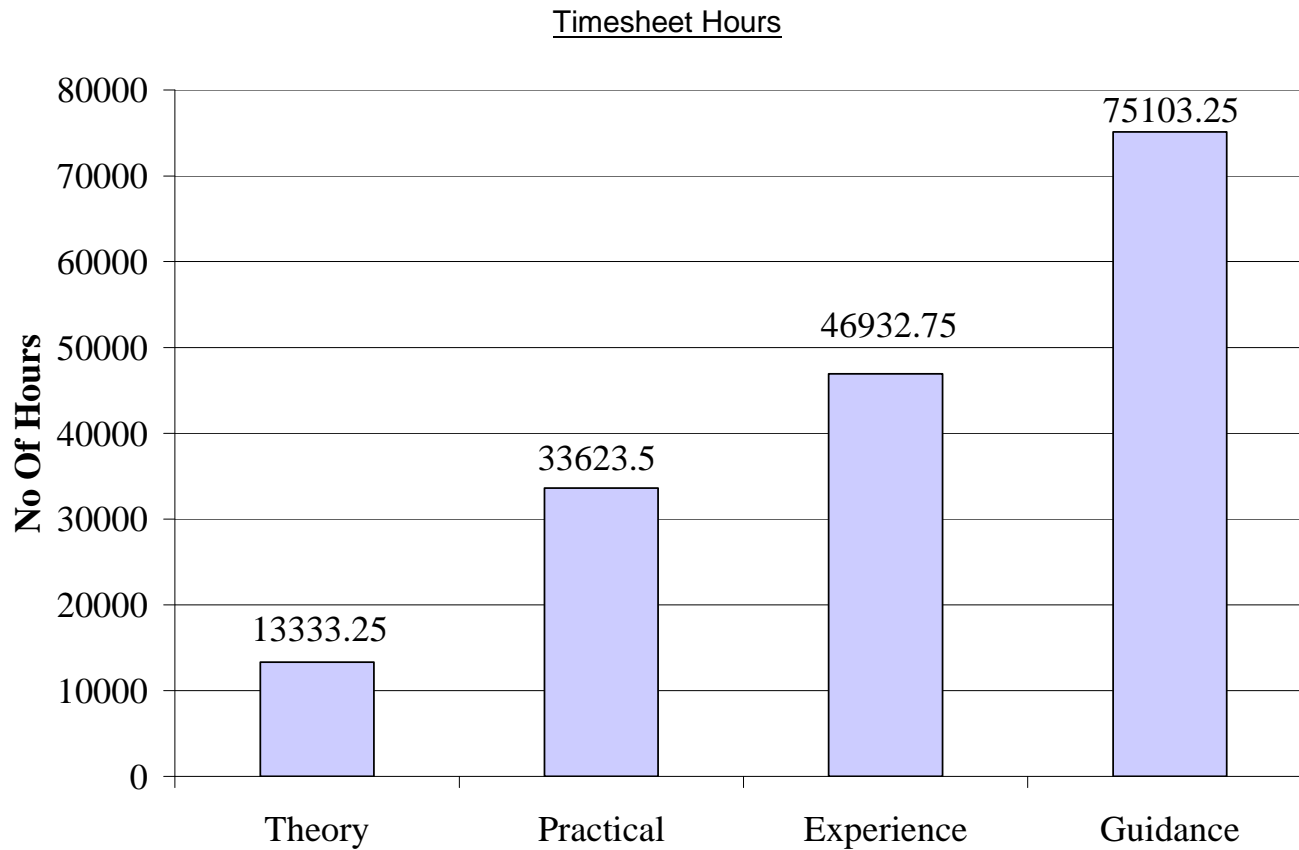
- 94% (125) of the exams taken were passed.
- Only 4% of exams were failed.

NVQ Equivalence for Passed Subjects



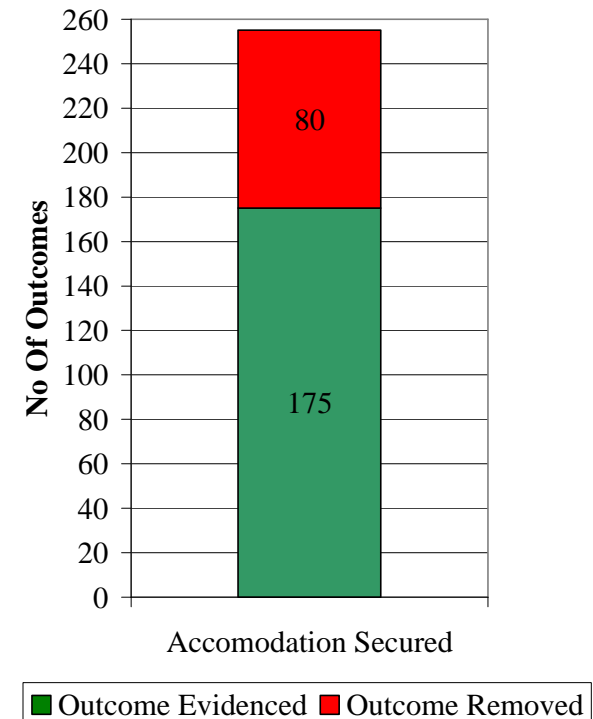
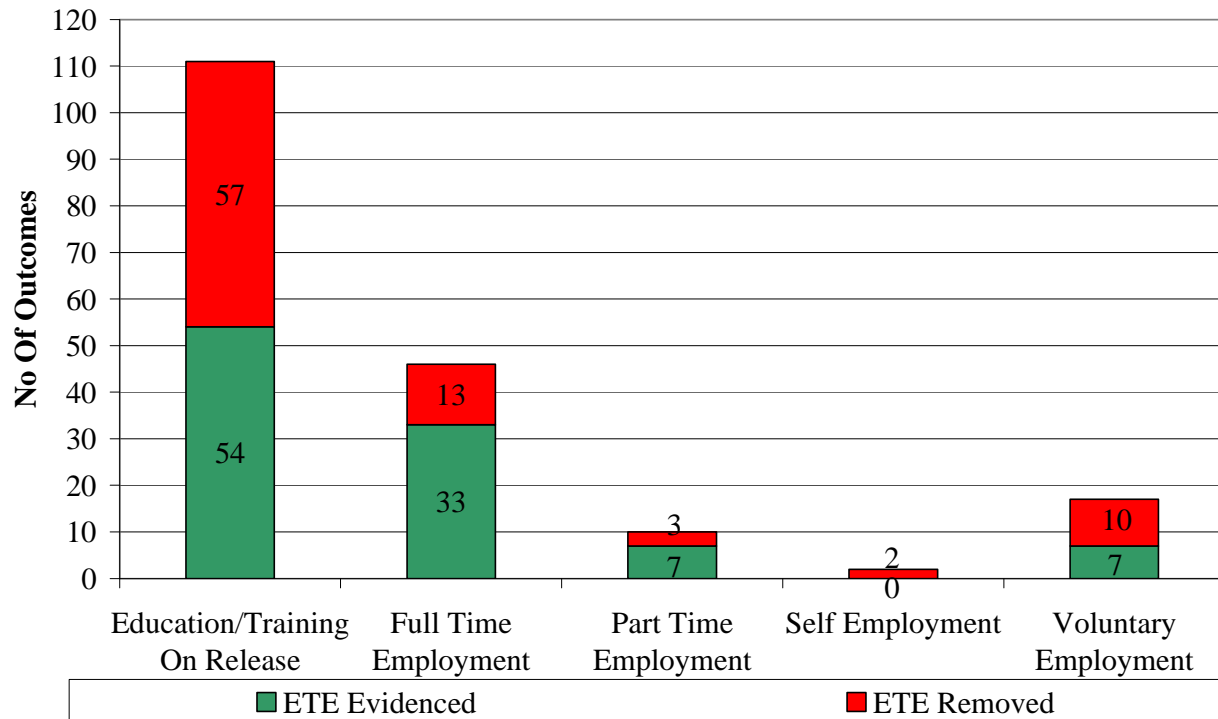
Subject	No. of beneficiaries
Food Hygiene	27
Adult Literacy	16
Adult Numeracy	10
Art	10
CLAIT	10
ECDL	10
Hairdressing	9
Manual Handling	5
General Preparation for work	4
First Aid	3
Focus Fitness Instructor	2
Hotel & Catering	2
Working with others	2
Other	15
<b>TOTAL</b>	<b>125</b>

- o 41 NVQ levels 1 and 2 have been gained by beneficiaries in Styal.
- o 26 adult literacy and numeracy courses have been passed by beneficiaries in Styal.



- 168,993 hours were collected from PS Plus beneficiaries.
- 75,103 (44%) of the hours collected were for gaining guidance.

### Hard Outcomes



- 186 hard , training and employment (ETE) outcomes have been recorded at Styal with evidence for 101 of these outcomes (54% evidence for outcome rate).
- 255 hard accommodation outcomes have been recorded with evidence for 175 outcomes (69% evidence for outcome rate).